

# **Is Canadian Immigration too high? A Labour Market and Productivity Perspective**

Patrick Grady

## **Introduction**

Immigration has been continuing at a very high level since the Mulroney Government opened the door more widely in the mid-1980s (Chart 1). Over 250 thousand new permanent residents and 113 thousand temporary foreign workers were welcomed to Canada last year. Bringing in such a large number of new residents has wide-ranging implications for the Canadian economy, impacting Gross Domestic Product (GDP), real incomes, labour force, employment, the unemployment rate, and even poverty. Yet there is very little understanding of these impacts and how they affect both existing Canadian residents and the new arrivals.

This paper presents some of the economic considerations that should underlie Canadian immigration policy from the point of view of an economist. It then reviews the available data on the performance of recent immigrants against this backdrop. It also offers some observations on the changes in the Immigration and Refugee Protection Act contained in Bill C-50, the Budget Implementation Act, 2008. Finally, it concludes with some suggestions for the conduct of an immigration policy that is based more on Canada's economic interests and that establishes a lower annual target for immigration more consistent with Canada's absorptive capacity.

## **Economic Considerations**

### ***Economic Growth***

All economists agree that immigration increases the population and thus the GDP of Canada. However, the impact of immigration on per capita GDP is a matter of much controversy both on theoretical and practical grounds. There is agreement that, in the past when tariffs and trade barriers were much higher than they now are, immigration was important in increasing the size of the Canadian market and realizing economies of scale, which raised the income of all. However, now with the Free Trade Agreement (FTA) and the North American Free Trade Agreement (NAFTA) and globalization, it is agreed that there is no longer any reason to expect economies of scale. In fact, some believe that there could even be diseconomies of scale caused by urban congestion and pollution like are now evident in Toronto. In the economist's simple theoretical world described by the Cobb-Douglas production function without economies of scale and with two factors of production and a homogeneous labour force, immigration does not necessarily increase per capita income unless it raises productivity. And for immigrants to raise aggregate productivity, they must be more productively employed than existing residents.

There are also impacts of immigration on the country of origin that need to be taken into consideration in any overall analysis. These include the negative impacts of losing some of their most productive citizens and the resulting reductions in output as well as the positive effects of increased land-labour and capital-labour ratios on per-capita output and incomes and of remittances. However, these impacts are not the focus of this paper as it deals with the impact of immigration on Canada.

## ***Productivity***

Productivity has become a Canadian obsession. Immigration is said to be necessary to raise Canadian productivity and to enable us to compete internationally. The exact mechanism that produces these benefits is usually not stated other than to say that immigration opens Canada to new ideas and markets.

It must be acknowledged that there are some very prominent entrepreneurs who came to Canada as immigrants and made major contributions to the development of the economy. A partial list would include: Michael Lee-Chin (Chinese-Jamaican); David Azrieli (Iranian); Frank Stronach (Austrian); Arjun Sharma (Indian); Victor Li (Hong Kong Chinese); Hassan Khosrowshahi (Iranian); Terry Mathews (Great Britain); Peter Munk (Czech); and Josef Straus (Austrian).<sup>1</sup> The contributions to productivity made by these extraordinary individuals would go well beyond their own earnings.

But on the other hand, there is a much larger group of recent immigrants who have not done so well and whose contributions can be measured by their earnings. Somewhat ironically, their earnings in Canada are usually higher than the average in their home countries but lower than average in Canada.

Growth accounting is a commonly-used approach for estimating the impact on productivity of various factors such as education and the age and sex composition of the labour force. It involves using earnings weights to decompose the effects of the various factors. When applied over the 1990-2004 period, it suggests that immigration has lowered productivity by around 1.5% or 0.15% per year (Grady, 2006). While this is not very large, it is still significant and runs counter to the claims usually made regarding the productivity-enhancing effect of immigration.

One possible source of the gap between productivity in Canada and the U.S is the lower level of capital per capita that results in Canada from immigration at least in the short run. Rao, Tang and Wang (2003, p.31) attributed 12 per cent of the Canada-U.S. productivity gap to the lower intensity of capital. Since immigration decreases capital intensity at least in the short run, it would be fair to conclude that immigration has contributed to the decrease in productivity through this channel.

Robert Putnam (2007), the Harvard sociologist who made his name studying social capital, has recently been reluctantly forced to come to the conclusion that immigration

---

<sup>1</sup> Most of the names on the list come from [http://en.wikipedia.org/wiki/List\\_of\\_Canadians\\_by\\_net\\_worth](http://en.wikipedia.org/wiki/List_of_Canadians_by_net_worth).

and diversity are reducing social solidarity and social capital. It is not a long step from this to the conclusion that immigration could undermine productivity. While this type of impact would be very difficult to measure, it could ultimately turn out to be significant.

## ***Competitiveness***

Productivity and competitiveness are not the same thing. Low-wage labour can increase competitiveness even if it lowers aggregate productivity by complementing more highly skilled labour and lowering costs. Any such benefit in Canada, however, would be largely accidental as the Government is not actually seeking to attract low-wage labour through its immigration policy. Rather it is the result of highly educated immigrants not being able to find high skilled jobs and being forced to take low-wage employment. Moreover, any potential competitiveness benefits from the existence of potential low-wage labour can be offset by social welfare programs that discourage work and that must be financed through taxation. Milton Friedman warned that you can't have both free immigration and the Welfare State.

## ***Labour Market Needs***

The existing high level of immigration is usually justified on the basis of the needs of the labour market. The implication is that, if these needs are not met, the consequences for the economy will be dire. Employers are always griping about shortages of labour. But you will never hear them saying anything about the need to raise wages to attract more workers. They seem to conveniently forget that the labour market is a mechanism that has both a price and quantity dimension. The production process can always make use of more labour if there is a surplus of people willing to work for low wages. An important reason why agriculture in California is so much more labour intensive than European agriculture is the availability of low-wage labour.

An increased foreign supply of various categories of labour will over time tend to depress the domestic supply of the same categories. If large numbers of immigrants are admitted to Canada with certain levels of education and skills, it will make it harder for young Canadians to compete in the labour markets demanding these skills and will discourage them from acquiring the same credentials unless, of course, those of the immigrants are substantially discounted or not recognized as seems to be increasingly the case in Canada. Engineering and computer science is an example of a profession where in 2000 more immigrants were being allowed in than were graduating from Canadian universities.

## **The Impact of Immigration on the Labour Market**

The impact of immigration on the labour market has many dimensions. It encompasses the labour force participation rates and employment rates, and unemployment rates of immigrants. It also includes their wages and earnings. And in addition, it includes the

indirect effects of increased immigrant labour supply on the labour market outcomes of the Canadian-born.

The impact of immigration can be better understood with the help of the standard textbook partial equilibrium demand and supply diagram (Chart 2). If labour was homogeneous, immigration (of L1-L1') would raise labour supply from S0 to S1. This would push the wage down from W0 to W1 and reduce the amount of existing resident labour supply from L0 to L1'.

In the real world, the situation is, of course, much more complicated. Immigrant labour is not necessarily the same as resident labour in all respects. It can be more skilled or less, more or less highly educated, and have a different occupational mix. It can be a substitute or complement for resident labour.

And over time the demand curve for labour will shift out because of the increased demand for goods and services produced by labour and because of capital investment.

There has been much debate in the United States over the impact of immigration on wages. The early studies examined the impact of the geographic clustering of immigrants in local labour markets and found small impacts. Subsequent research by George Borjas, which considered the supply shifts across different education experience groups, concluded that wages fall by 3 to 4 percent for every 10 percent increase in the number of workers in a particular skill group (Borjas, 2003). David Card, who was responsible for some of the earlier studies, questioned these findings on the basis of his own subsequent research, which showed that the wages of high school dropouts remained nearly constant relative to high school graduates since 1980 in spite of increased numbers of immigrants without high school education (Card, 2005, p.25).

The main Canadian study of the impact of immigration on wages was done by Abdurrahman Aydemir and George J. Borjas (2006). It found that a 10-percent labor supply shift caused by immigration would result in a 3 to 4 percent reduction in wages in Canada as well as in the United States. Interestingly, because of the different skill mix of immigrants, migration narrowed wage inequality in Canada (where the immigrants were highly educated), but increased it in the United States (where they were not).

Even though the empirical evidence on the impact of immigration on wages is not definitive, the notion that immigration lowers wages is consistent with economic theory and the textbook view that the demand curve for labour slopes downward..

### ***Growing Realization that Immigration has not been working as in the Past***

Up until around 1980, the pattern as revealed in the census was that immigrants to Canada started out earning about 80 per cent or so of equivalent Canadian-born, but then moved up to and even beyond the average over a 10 to 20 year period. In subsequent years, at the same time as the source countries and other characteristics of immigrants

such as language and job experience changed, there was a substantial deterioration in the labour market performance of immigrants. In 1993, the point system was modified to put more emphasis on education. Selecting immigrants based on their education rather than their specific job skills has been called the human capital approach. It can be contrasted with the occupational needs approach, which attempts to identify occupational classes where workers are in short supply and to admit immigrants in these classes.

In order to improve the labour market performance of new immigrants, the Skilled Class of immigrants was increased and the Family Class reduced starting in 1994. This move was reinforced in 2002, with more points being awarded for a trade certificate or second degree, and less for experience. The result of these two policy changes was an increase in the Skilled Class relative to the Family Class (Chart 3) and a dramatic increase in the educational level of immigrants (Chart 4)

While there has been some improvement since 2001 as the labour market tightened, the employment rate of recent immigrants in 2006 was still substantially lower than for the Canadian born, particularly for women (Chart 5 and Table 1). The unemployment rate has come down, especially for recent immigrant men, but was almost twice as high for men and three times as high for women as for the Canadian born. The poor labour market performance of recent immigrants is greatest for recent immigrants from Africa and to a lesser extent Asia and Latin America (Table 2). More ominously, any downturn in the labour market resulting from the current slowdown is likely to disproportionately hit recent immigrants from the source countries with the poorest performance.

In recent years, in spite of the immigration policy changes introduced by the Government, the earnings of recent immigrants have continued to deteriorate relative to those of equivalent Canadian born workers (Chart 6). In 2005, recent immigrant men only earned \$30,332 if they had a university degree and \$24,470 if they did not (Table 3). Recent immigrant women only earned \$18,969 with a degree and \$14,233 without. The gap is greatest for those with a university degree where recent immigrants earn less than half Canadian born (Table 4). And the deterioration was largest for women with no degree and men with a university degree. Most troubling of all is the downtrend in the relative performance of recent immigrants, which shows no signs of abating even as the labour market tightens.

Recent immigrants from the United States, the United Kingdom and Oceania (mainly Australia and New Zealand) earned the most (Chart 7). Immigrants from these countries have the advantage of being native speakers of English and benefit from the relatively high quality of their countries' educational systems and the similar industrial structures of their economies. Recent immigrants from Asia, Southeastern Europe, Latin America, and the Caribbean had lower earnings than other recent immigrants.

### ***CIC has attributed continuing deterioration to IT Bust***

In an effort to avoid the obvious, but politically unpopular conclusion, that Canada is allowing in more immigrants than can be absorbed by the Canadian labour market, officials from Citizenship and Immigration Canada (CIC) have attributed the continuing deterioration in the relative earnings of recent immigrants to the bursting of

the high tech bubble in 2000. It can not be denied that CIC cast caution to the wind when it attempted to fill anticipated labour market needs during the high tech boom of the late 1990s by admitting a disproportionate number of computer professionals and engineers. In fact, at the peak a third of the skilled immigrants admitted were computer professionals and engineers. And sure there was the bust. But it occurred in early 2000. So why is there still a problem in 2005 after the market has improved and engineering and IT salaries have recovered? And IT professionals and engineers are supposed to have a superior knowledge of the computer and information technology and the related skills that have come to occupy a central place in our modern information economy. Why were they not able to find alternative employment at higher relative wages? This episode reveals the dangers of allowing CIC/HRSDC to pick professions in demand given the long lags in process. What will be CIC's next big mistake when it attempts to anticipate occupational demand?

### ***Why Do Immigrants Keep Coming?***

Given that immigrants do not do as well economically as the Canadian born, one might wonder why they stubbornly keep coming in such large numbers. The answer is quite simple: it is because they do much better here than in their home countries. The Longitudinal Survey of Immigrants to Canada (Statistics Canada, 2003, 11) reports that new immigrants had a high level of satisfaction with their job two years after landing (84 per cent). And 70 per cent reported that "their experience either met or exceeded their expectations." And, it is not because the recent immigrants, who come to Canada from developing countries, earn lower than average earnings in their home countries. In fact, they probably earn more than average there even though they will earn less than average in Canada.

### ***Some Political Explanations for the Performance of Recent Immigrants in Labour Markets***

Some immigrant groups and lobbyists have been quick to place the blame for the disappointing performance of recent immigrants on the usual suspects. Canadians are racists, they claim. And since most of the recent immigrants are visible minorities, their relatively poor employment and earnings prospects are the result of discrimination pure and simple. But this leaves unanswered the simple question: why are Canadians willing to welcome so many immigrants?

Others, such as the Bouchard Taylor Commission, contend that the poor performance of recent immigrants is the Government's fault for not spending enough money to properly settle immigrants. This includes shortfalls in expenditures on such activities as training, subsidized internships and mentoring, language education, and credentials assessment and validation. While there is something to be said for programs to better integrate immigrants, one should not be socially ostracized for observing that the Government's past record in designing and delivering such programs has not been an unmitigated success.

## ***The Analytical Studies on Labour Market Performance***

An appropriate policy response to the poor outcomes experienced by recent immigrants requires a sound understanding of the causal factors at play. Fortunately, Garnet Picot and his colleagues at Statistics Canada have produced many very high quality research studies analyzing the available data to learn why immigrants are doing so poorly in the labour market. A convenient survey of the studies is provided by Garnett Picot and Arthur Sweetman (2005).<sup>2</sup> They attribute the decline in entry earnings and increasing low-income rates to: the changing characteristics of immigrants, including country of origin, language, and education, which appears to have accounted for about a third of the increase in the earnings gap; the decreasing returns to foreign work experience, which accounts for another third; and the decline in the labour market outcome of all new labour force entrants including immigrants. They also discuss a possible reduction in the return on education and quality differences in education.

To put it simply, Canadian employers do not value foreign experience and heavily discount the value of foreign education. A lack of fluency in English and/or French is also a problem (Grondin, 2005).

## ***The Importance of Educational Quality***

There is growing evidence that Canadian employers have reasonable grounds to discount the value of foreign education. The disconnect between education and skills for many immigrants from Third World countries seems to be a definite factor explaining the poorer earnings performance. An obvious source of this discrepancy identified by Schaafsma (2004) is the lower quality of the education in these countries. That this might be the case had earlier been suggested in studies such as that by Schaafsma and Sweetman (2001) that showed that immigrants with Canadian education perform as well as Canadian born. Moreover, Sweetman (2004) measured educational quality using international data and used it to explain labour market performance. Bonikowska, Green and Riddell (2006) using the International Adult Literacy Survey, identified a 45-percentage point differences in average skill level test scores between immigrants with no Canadian education and the native born. The differences in test scores explain half of the earnings gap for university educated immigrants. Using the same survey, Coulombe and Tremblay (2005) report skills learning gap of 3 years for immigrants and 2.1 even for those whose first was language English or French. That is enough to make a foreign university graduate with a pass degree equivalent to a Canadian high school graduate.

The latest ranking compiled in 2007 by the Institute of Higher Education at the Shanghai Jiao Tong University provides an indicator of the quality of the university education in the immigrant source countries. It is telling that only one university from outside the industrialized world, The State University of Moscow, is on the list of the top-100

---

<sup>2</sup> A more technical analysis is offered in Aydemir and Mikal Skuterud (2005).

universities. In contrast, Canada has 4. And there are only 23 universities from the Third World among the top-500, whereas Canada has 22. Very few Third World Countries have universities in the elite, mostly China excluding Hong Kong (12), India (2), Chile (2), Brazil (4), Mexico, Egypt, Turkey, and there are none in the Philippines, Pakistan or Iran the number 3, 4 and 6 top immigrant source countries in 2006 after China and India.

It is important to know how many Third World immigrants actually attended any of these elite institutions in their countries or abroad for that matter since that's where the real highly skilled knowledge workers would have to come from. In contrast, it is known that most Canadian students graduate from the elite Canadian universities since in effect almost all the larger Canadian universities are classified as elite. And the same applies to immigrants who get their university education after landing in Canada, which, by the way, might explain why they tend to do about as well economically as native born Canadians.

### ***The Problem of Increasing Poverty among Immigrants***

The poor performance of recent immigrants in the labour market has caused a much larger proportion of recent immigrants than Canadian born to fall below Statistics Canada's Low Income Cut-Off., which is the most widely used indicator of poverty (Chart 8). The incidence of poverty has been highest for recent immigrants from Africa and Asia (Table 5) And it explains why poverty has been increasing in the main immigrant-receiving centres of Toronto, Montreal and Vancouver where immigrants are becoming increasingly ghettoized (Hou and Picot, 2004). At the same time as poverty has been rising in the immigrant community, it has been falling among the Canadian-born. A growing disparity between rich and poor is emerging along ethnic and racial lines. There is a risk that this might undermine the dynamic of intergenerational upward mobility that has made Canadian immigration policy so successful in the past.

### **Consequences of the Poor Performance of Immigrants for Immigration Policy**

The high and growing level of immigrant poverty calls into question the economic rationale for a high level of immigration. It is to be expected that poor immigrants will take advantage of existing social and welfare programs and perhaps even demand more as their political clout increases. In the past, immigrants used to have a lower incidence of reliance on government transfers than the Canadian born, primarily because of their age and ineligibility or reduced eligibility for certain programs like old age security, C/QPP, and social assistance. However, the 2006 census reported that in 2005 recent immigrant families now receive a higher proportion of their income from government transfer payments than the Canadian born. If recent adverse trends continue, taxes will eventually have to be raised to pay for the required increase in spending. This will create disincentives for growth. For new immigrants not to be a fiscal drain, they will need to eventually be capable of earning at least as much as everyone else and certainly not to join the ranks of the poor.

The Conservative Government recognized that there was a big problem with immigration policy. The Immigration and Refugee Protection Act, passed in a rush after September 11, 2001, required the Government to process all applications to immigrate to Canada and to admit those who meet the selection criteria set out in the Regulations. This gave the Minister relatively little discretion in selecting immigrants. And in the mind of some, it conferred a new right to immigrate to Canada to anybody who met the selection criteria, in effect, overriding Canada's right to establish an immigration policy in its own national interest. The result was a backlog of qualified applicants that reached 925,000 early this year and was forecast to grow to 1.5 million by 2012 if nothing were done. As a consequence, the wait time for landing was anticipated to increase from 6 years currently to 10 years. Obviously the immigration system was out of control even on administrative grounds. The Government had no choice but to act.

### ***Is C-50 the Solution?***

The amendments to the Immigration and Refugee Protection Act passed as part of Bill C-50, The Budget Implementation Act, 2008 have restored the Minister of Citizenship and Immigration's ability to manage Canada's immigration program. C-50 grants the Minister's discretion to decide on which and how many immigrants are to be admitted. It allows the Minister to issue instructions on the processing of applications and requests to ensure that Canada's immigration goals are met. This will enable the Minister to reduce the time it takes for applicants to be landed and will facilitate a better matching of the skills and experience of the immigrants with the jobs available in Canada. It will thus, at least, stop the growth of backlog and promises to moderately improve the matching between immigrants and jobs.

But C-50 is only a beginning. It is not the complete solution to the problem. Its main shortfall is that it commits the Government to admit everyone in the existing backlog (as of February 27, 2008). These are people who have been selected under the same point system that has produced the deterioration in immigrant earnings and the growing problem of immigrant poverty. And, even worse, the way that the backlog has been allowed to mushroom out of control will probably ensure that many of the immigrants most likely to succeed economically in Canada will have already immigrated elsewhere, leaving only those without other options or with a special family attachment to Canada waiting to be landed. A more rationale approach would have been to tighten the selection criteria and then to reassess those in the backlog. This would guarantee that those admitted to Canada in the future were those most likely to succeed.

### ***250,000 immigrants is too many***

The fundamental problem that no one, especially the Government in introducing C-51, is yet willing to acknowledge is that the selection system is incapable of choosing so many immigrants capable of doing well in the Canadian labour market. And this is even after the longest prolonged expansion of the post-war period and with an extremely tight

labour market. The situation can only worsen if the economy slows and unemployment climbs. The only way to ensure that the immigrants chosen will do better is to be more selective and to cut down on the number admitted. The selection system will have to be revamped and immigrant performance should be much more carefully monitored.

A more reasonable target for immigration would be 100,000 a year. It would represent a significant cut from current levels. If it produced the desired improvement in immigrant outcomes, it could be maintained. If not, it could be reviewed.

There are significant potential benefits for Canada that could be expected from lower immigration. It would promote the integration of immigrants in labour market. It should lead to an increase in immigrant earnings. It would stop the increases in poverty. And it would prevent the emergence of a large net fiscal drain. More generally, a tighter labour market would put upward pressure on wages and incomes of Canadians, which, maybe not coincidentally, have stagnated in recent years.

### ***How to improve the Selection System***

There is much that can be learned from the Australian model that could be applied in Canada. This includes: prescreening of occupational and educational credentials; formalized language testing; and less points for older workers (Hawthorne, 2008, p.39).

The human capital model still has merit. But it will be important to recognize that education is not homogeneous. If Canadian universities chose foreign students the way CIC selected immigrants, half their classes would flunk out. The Government's move to focus on international students and foreign workers through the Canada Experience Program is a move in right direction. It will also be important to make sure that the Government does not try to pursue occupational fine-tuning given its past misadventures.

### ***The Tools Exists to Make Sure Immigration is Working***

In the past, the main data source for assessing the degree of integration of immigrants was the census. It provides a rich body of data on labour markets and earning that can be used for analysis. The problem is that the data was only available every five years and even then with a couple of years lag. Some data on immigrant earnings was only released in May 2008 and even then the detail by source countries was not available. More timely data on the performance of immigrants is required if immigration flows are to be more closely matched to the needs and absorption capacity of the Canadian economy. Fortunately, the required tools and data do exist. The Immigration Data Base (IMDB) compiled by CIC contains information on all immigrants landing since 1980 including their annual tax information. This can be matched with the Longitudinal Administrative Database (LAD) containing a 20 per cent T1 tax sample. These data bases can be used along with the Labour Force Survey (LFS) to monitor annually the performance of immigrants in the labour market. And the number of immigrants admitted could be adjusted with a relatively short lag to ensure that they are able to earn around 80 per cent

of the comparable Canadian-born. This was the ratio in the past when the immigration program was working and immigrants were able to catch up. Attention should also be paid to make sure that existing Canadian residents were not displaced by new immigrants as is done with the Temporary Foreign Worker Program.

## **Conclusions**

To end on an up-note, it is very encouraging that the Government has finally recognized the existence of a problem and has started to try to do something about it. But the real job will not be done until immigrants admitted to Canada are again being relatively rapidly integrated in the labour market as they were back before 1980 when the immigration system still worked in the economic interest of Canadians.

## References

- Aydemir, Abdurrahman and George J. Borjas (2006). "A Comparative Analysis of the Labor Market Impact of International Migration: Canada, Mexico, and the United States," NBER Working Paper No. 12327, June.
- Aydemir, Abdurrahman and Mikal Skuterud (2005) "Explaining the deteriorating entry earnings of Canada's immigrant cohorts, 1966 - 2000," *Canadian Journal of Economics*, Vol. 38, No.2, pp.641-672.
- Bonikowska, Aneta, David A. Green and W. Craig Riddell (2006) "Cognitive Skills and Immigrant Earnings," paper presented at Canadian Economics Association Annual Meeting in Montreal, May 26, 2006.
- Borjas, George J. (2003) "The Labor Demand Curve is Downward Sloping: Reexamining the Impact of Immigration on the Labor Market," *Quarterly Journal of Economics*, November, pp. 1335-1374.
- Card, David (2005) "Is the New Immigration Really So Bad?" NBER Working Paper No. 11547, August.
- Coulombe, Serge and Jean-François Tremblay (2006) "Migration, Human Capital and Skill Redistribution Across Canadian Provinces," SRI Working Paper Series, No. 2006 D-07.
- Gilmore, Jason (2008a) "The Canadian Immigrant Labour Market in 2007," Statistics Canada, Catalogue no. 72-606-X20008003.
- Gilmore, Jason (2008b) "The Canadian Immigrant Labour Market in 2006: Analysis by Region or Country of Birth," Catalogue no. 71-606-X2008002.
- Grady, Patrick (2006) "The Poor Labour Market Performance of Recent Cohorts of Immigrants Has Lowered Productivity Growth," February 9.  
[www.global-economics.ca/immigrationproductivity.htm](http://www.global-economics.ca/immigrationproductivity.htm).
- Grondin, Chantal (2005) "Knowledge of Official Languages Among New Immigrants: How Important Is It in the Labour Market?" Statistics Canada, Catalogue No. 89-624-XWE.
- Hawthorne, Leslyanne (2008) "The Impact of Economic Selection Policy on Labour Market Outcomes for Degree-Qualified Migrants in Canada and Australia," *IRPP Choices*, Vol. 14, No. 5, May.
- Hou, Feng and Garnett Picot (2004) "Visible Minority Neighbourhoods in Toronto, Montréal and Vancouver," *Canadian Social Trends*, No. 72, spring 2004, pp.8-13.

Picot, Garnett and Arthur Sweetman (2005) "The Deteriorating Economic Welfare of Immigrants and Possible Causes: Update 2005," Statistics Canada, Catalogue No. 11F0019MIE2005262.

Picot, Garnett, and Feng Hou (2003) "The Rise in Low-Income Rates among Immigrants in Canada," Statistics Canada, Catalogue no. 11F0019MIE20052622003198.

Picot, Garnet, Feng Hou and Serge Coulombe (2007) "Chronic Low-Income and Low-Income Dynamics Among Recent Immigrants," Statistics Canada, Catalogue No. 11F0019MIE2007198.

Putnam, Robert D. (2007) "*E Pluribus Unum: Diversity and Community in the 21<sup>st</sup> Century*," The 2006 Johan Skytte Prize Lecture, *Scandinavian Political Studies*, Vol. 30, No. 2, pp. 137-174.

Rao, Someshwar, Jianmin Tang and Weimin Wang (2003) "Canada's Recent Productivity Record and Capital Accumulation," *International Productivity Monitor*, Vol. 7, pp.24-38.

Schaafsma, Joseph and Arthur Sweetman (2001) "Immigrant Earnings: Age at Immigration Matters," *Canadian Journal of Economics*, 34(4), pp.1066-99.

Statistics Canada (2008a) "Canada's Changing Labour Force, 2006 Census," Catalogue no. 97-559-X.

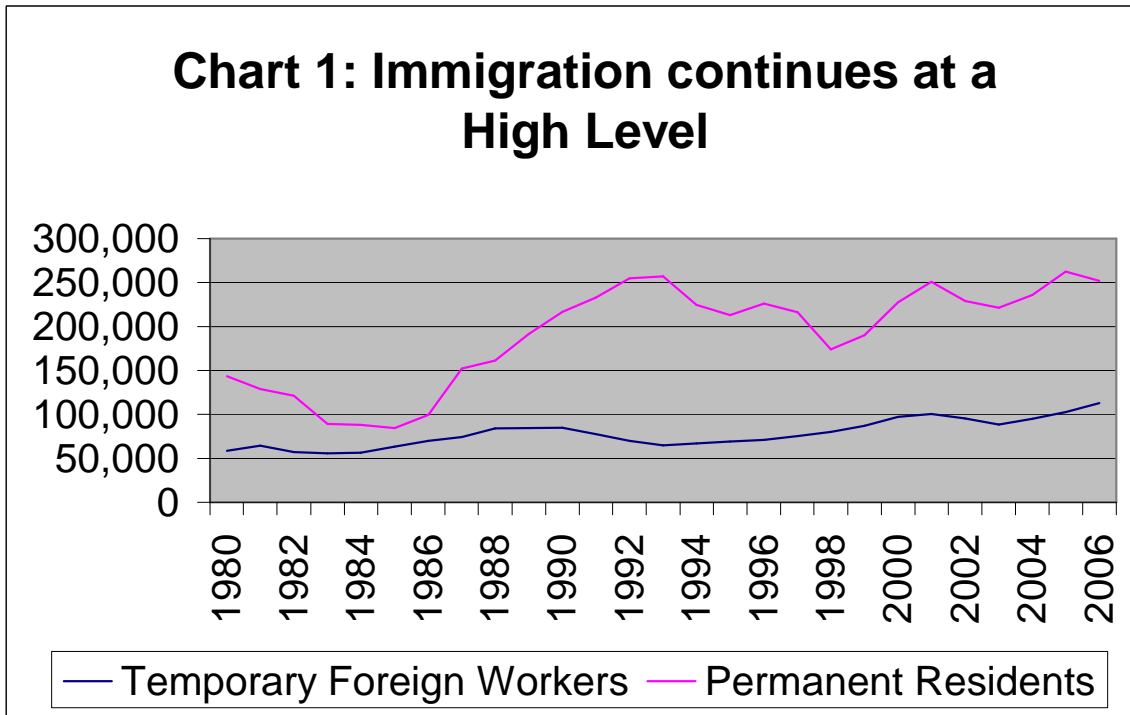
Statistics Canada (2008b) "Earnings and Incomes of Canadians Over the Past Quarter Century, 2006 Census," Catalogue no. 97-563-X.

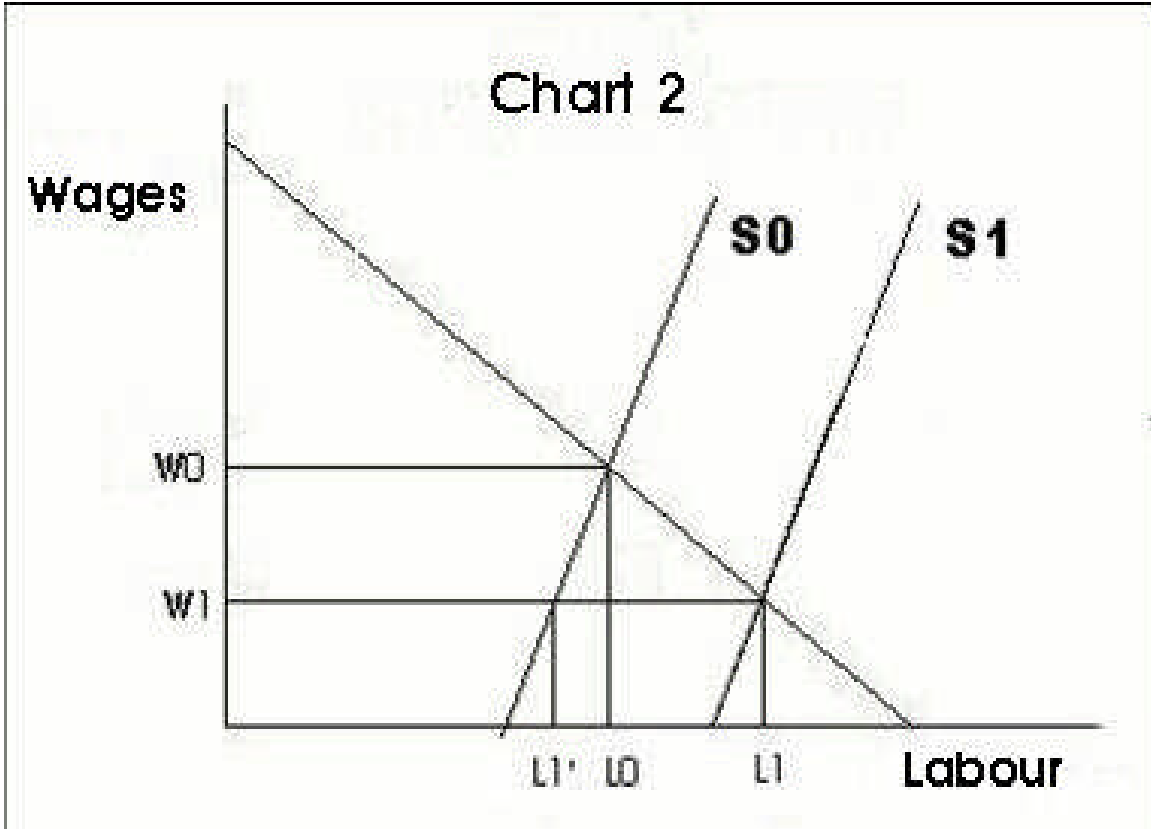
Statistics Canada (2003) "The Longitudinal Survey of Immigrants to Canada," Catalogue no. 89-615-XIE.

Sweetman, Arthur (2004) "Immigrant Source Country Educational Quality and Canadian Labour Market Outcomes, Statistics Canada, Catalogue no.11F0019MIE20004234.

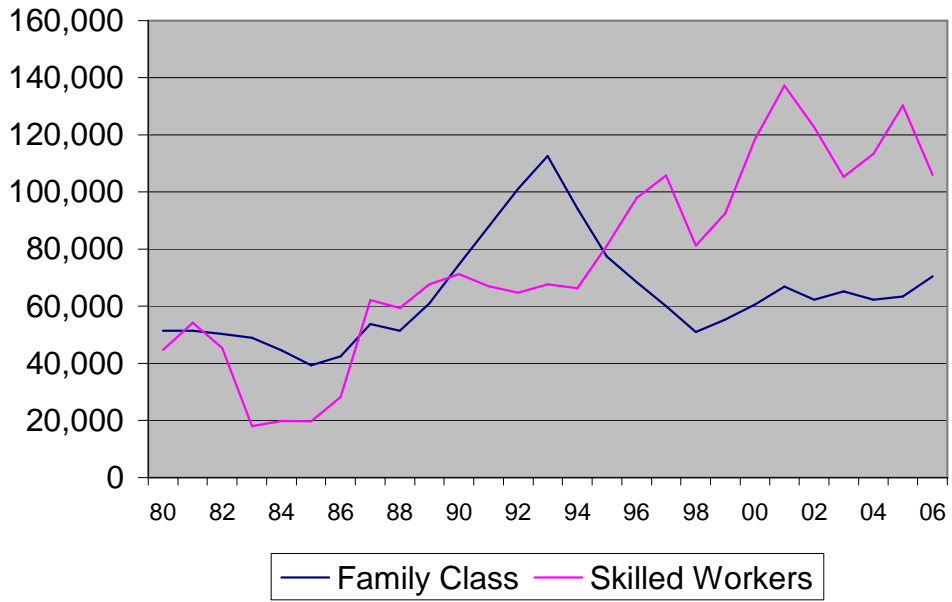
Thompson, E. and C. Worswick (2004) "Canadian Research on Immigration and the Labour Market," Human Resources and Social Development Canada.

## Charts

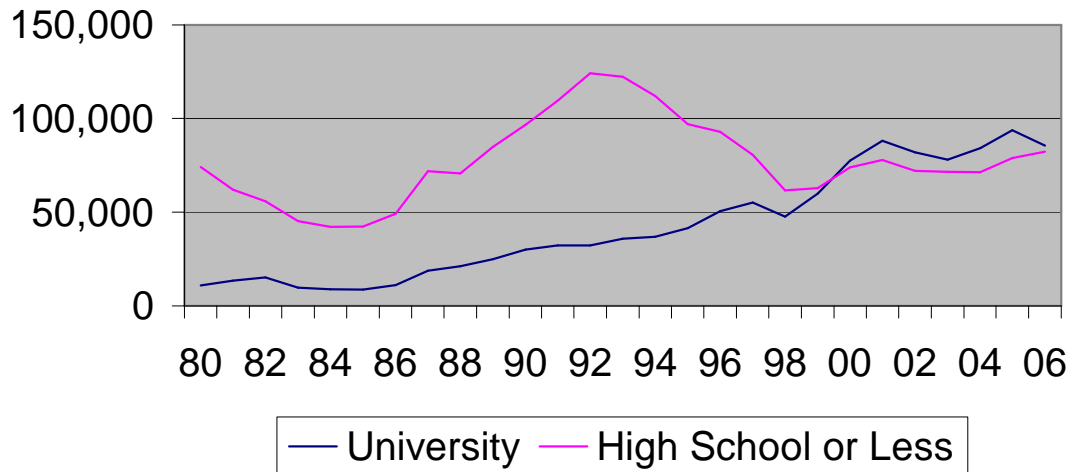




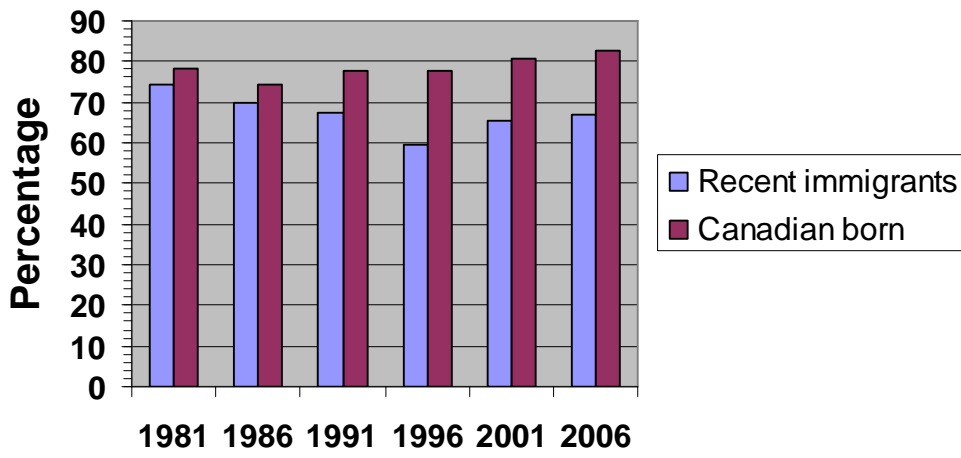
**Chart 3: More Skilled and Less Family Class Admitted after 1993**



**Chart 4: The Education of Immigrants  
Has Increased Dramatically**

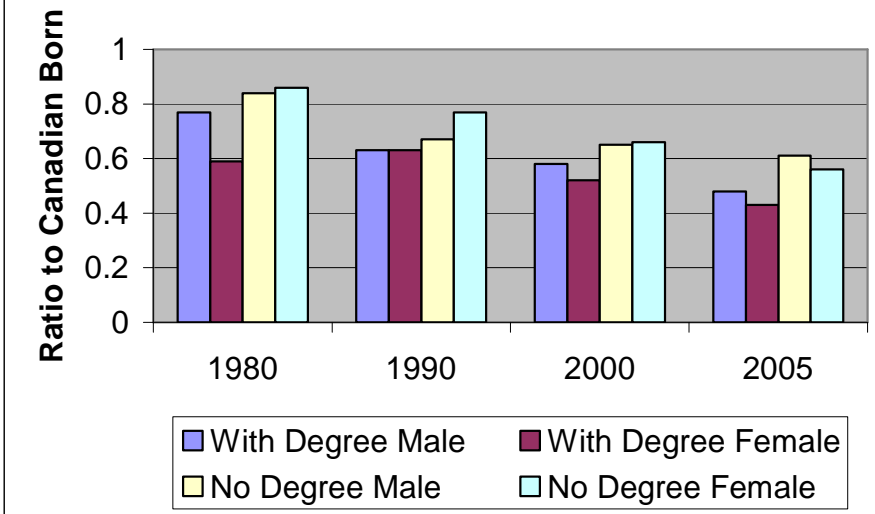


**Chart 5: Employment rates of Recent Immigrants and Canadian born, 25- to 54-year-olds**

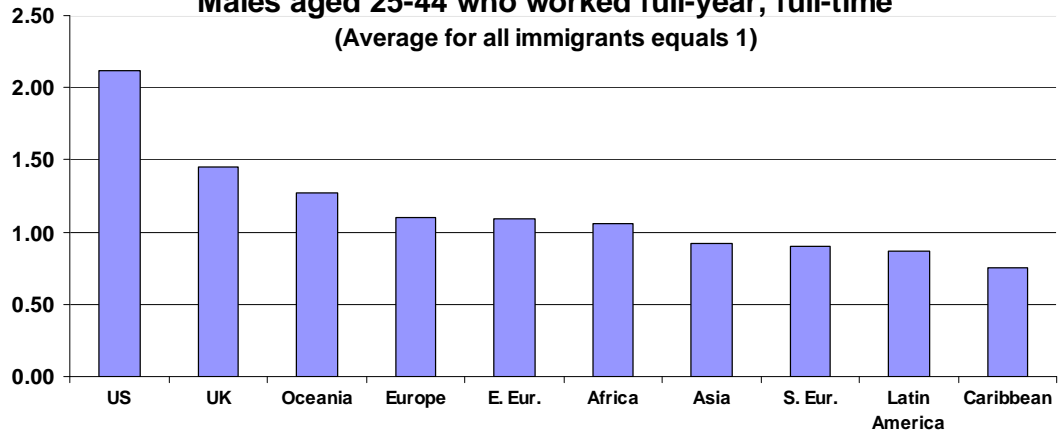


Statistics Canada, Censuses.

**Chart 6: Immigrant Earnings Have Continued to Deteriorate**

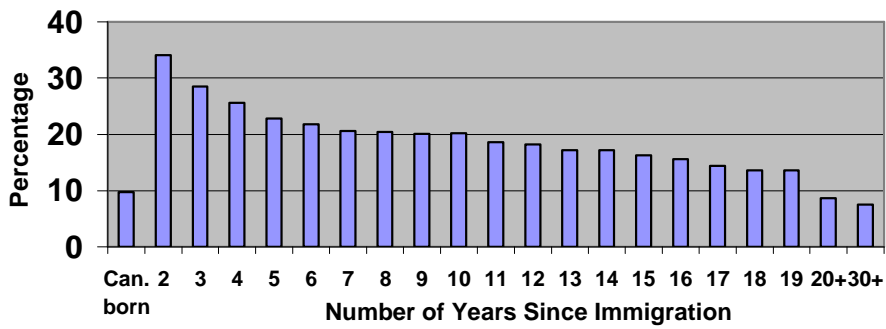


**Chart 7: Relative Earnings of Recent Immigrants**  
**Males aged 25-44 who worked full-year, full-time**  
(Average for all immigrants equals 1)



Source: Statistics Canada, Census 2001. 2005 data not yet available at time of writing.

**Chart 8: Immigrants  
Below Low Income Cut Off, 2006 Census**



## Tables

<b>Table 1: Recent Immigrants and Canadian born, 25- to 54-year-olds (%)</b>					
	<b>Men</b>		<b>Women</b>		
	<b>Emp. Rate</b>	<b>Unemp. Rate</b>	<b>Emp. Rate</b>	<b>Unemp. Rate</b>	
<b>Recent Immigrants</b>					
	<b>2001</b>	<b>74.5</b>	<b>11.4</b>	<b>53.2</b>	<b>15.7</b>
	<b>2006</b>	<b>78.6</b>	<b>9.3</b>	<b>56.8</b>	<b>14.3</b>
<b>Canadian Born</b>					
	<b>2001</b>	<b>85.7</b>	<b>6.3</b>	<b>76.3</b>	<b>5.7</b>
	<b>2006</b>	<b>86.3</b>	<b>5.2</b>	<b>78.5</b>	<b>5.0</b>
<b>Source: Statistics Canada, Catalogue no. 97-559-X.</b>					

**Table 2: Labour Market Outcomes of Very Recent Immigrants aged 25 to 54 (%)**

	Men		Women	
	Emp. Rate	Unemp. Rate	Emp. Rate	Unemp. Rate
<b>Place of Origin</b>				
<b>Europe</b>	84.5	6.5	63.6	10.6
<b>Latin America</b>	78.8	8.7	55.3	13
<b>Africa</b>	65.7	19.8	43.1	21.9
<b>Asia</b>	77.6	9.8	52.2	12.8
<b>Source: Statistics Canada, Catalogue no. 71-606-X2008002</b>				

**Table 3: Median earnings, in 2005 constant dollars, of male and female recent immigrant earners aged 25 to 54 (\$)**

	with a		with no	
	university degree		university degree	
Year	males	females	Males	Females
1980	48,541	24,317	36,467	18,548
1990	38,351	25,959	27,301	17,931
2000	35,816	22,511	25,951	16,794
2005	30,332	18,969	24,470	14,233

Source: Statistics Canada, Catalogue no. 97-559-X.

**Table 4: Recent Immigrant to Canadian-born Earnings Ratio**

	with a		with no	
	university degree		university degree	
Year	males	females	Males	Females
1980	0.77	0.59	0.84	0.86
1990	0.63	0.63	0.67	0.77
2000	0.58	0.52	0.65	0.66
2005	0.48	0.43	0.61	0.56

Source: Statistics Canada, Catalogue no. 97-563-X.

<b>Table 5: Low-Income Rates For Economic Families in 2000 (%)</b>								
		<b>Period of immigration</b>						
	<b>Total</b>	<b>Before 1961</b>	<b>1961-1970</b>	<b>1971-1980</b>	<b>1981-1990</b>	<b>1991-2001</b>	<b>1991-1995</b>	<b>1996-2001</b>
<b>Immigrant Population</b>	<b>19.1</b>	<b>6.8</b>	<b>8.2</b>	<b>10.4</b>	<b>17.2</b>	<b>33.6</b>	<b>25.2</b>	<b>41.2</b>
<b>Place of Origin</b>								
<b>USA</b>	<b>10</b>	<b>4.2</b>	<b>5.8</b>	<b>7.5</b>	<b>9.7</b>	<b>19.2</b>	<b>13.3</b>	<b>23.2</b>
<b>Europe</b>	<b>10.9</b>	<b>6.9</b>	<b>8.4</b>	<b>8.2</b>	<b>10.5</b>	<b>24.7</b>	<b>14.5</b>	<b>33.7</b>
<b>Africa</b>	<b>28.1</b>	<b>7.1</b>	<b>7.2</b>	<b>10</b>	<b>20.7</b>	<b>42.6</b>	<b>34.8</b>	<b>48.8</b>
<b>Asia</b>	<b>26.9</b>	<b>8.7</b>	<b>8.3</b>	<b>11.3</b>	<b>19.4</b>	<b>36.8</b>	<b>27.8</b>	<b>44.6</b>
<b>Note: The figure for the non-immigrant population is 11.2%.</b>								
<b>Source: Census, 2001</b>								